



Marin Household Hazardous Waste Program

Fiscal Year 2019/20 Report





Fiscal Year 2019/20 Summary

The Marin Household Hazardous Waste (HHW) Program had another productive and successful year, once again ending FY 2019/20 (July 2019 – June 2020) significantly under budget while maintaining exemplary service.

FY 2019/20 will forever be associated with the onset of the devastating COVID-19 pandemic and orders to shelter in place. Throughout the pandemic, the public's need for a safe place to dispose of hazardous household items – and to keep HHW out of our natural environment – has persisted. As an essential business, the HHW Facility has maintained continuity of operations and remains open to the public five days a week.

During the first months of COVID-19, HHW Facility staff formed a collaborative group with other HHW facilities in the San Francisco Bay Area. The group worked together to identify challenges with purchasing personal protective equipment (PPE) and implementing protocols and best practices to keep employees and customers safe during the pandemic. We are proud to say that while many other Bay Area HHW facilities closed for weeks at a time during the pandemic, the Marin facility remained open.

The HHW Facility adopted the following measures to ensure the safety of employees and members of the public:

- Employees, customers, and visitors were required to wear face coverings at all times;
- Customers and visitors entering the Facility without a face covering were provided one by Facility staff;
- COVID-related signage was posted at the facility entrance, back gate, and reuse area;
- Contactless payment systems were established;
- Cleaning activities were increased in keeping with public health guidance;
- The reuse area was limited to one customer at a time, with disinfection occurring after each use; and
- Each product was sanitized before placement in the reuse area.



Although the amount of waste collected decreased at the onset of the initial Shelter in Place order in March 2020, quantities collected recovered to pre-pandemic levels by June 2020 and have persisted into FY 2020/21. The HHW Facility continues to operate with safety first and foremost. To date, not a single HHW Facility employee has tested positive for COVID-19.

Finally, two successful West Marin Toxic Away Day temporary collection events were held, one in November 2019 in Bolinas and another in June 2020 in Point Reyes Station. Approximately 80 residents participated, collectively bringing in more than 9,000 pounds of household hazardous waste.

HHW Program Overview

The Marin HHW Program is a combination of HHW services provided at the Marin HHW Facility and at West Marin Toxic Away Days. Residents of Marin County, except Novato, may drop off their HHW at the facility or at the collection events for free, and residents of San Rafael may have their waste picked up from their house for a fee. Conditionally Exempt Small Quantity Generator (CESQG)¹ businesses may drop off their hazardous waste for a fee. The facility is operated by Marin Recycling & Resource Recovery Association and managed by the San Rafael Fire Department.

The Marin HHW Facility offers a reuse area where like-new products are available for residents and businesses to take for free. The reuse area is open to the public during facility hours. Additionally, we offer reprocessed latex paint for a fee to the public and to local jurisdictions for the use of graffiti abatement, offered in white, beige, and gray.


Household battery collection bins are conveniently located at fire stations and select businesses across Marin County. These bins are only for use by Marin County households and the batteries are then brought to the Marin HHW Facility and sent for recycling. This program is run separately from the JPA's Bulb and Battery Program.

¹ Entities that generate no more than 100 kilograms (220 pounds) of hazardous waste per month. The term CESQG is no longer being used in federal regulations, having been replaced by VSQG (Very Small-Quantity Generator) in 2017. However, the California Department of Toxic Substances Control (DTSC) does not yet reference VSQG in its regulations or statutes.

The following table is a brief summary of the number of people who participated in the Marin HHW Program and the amount of waste that was collected in FY 2019/20. The HHW Program collected 1,516,269 pounds of hazardous waste overall, up 0.2% from the FY 2018/19 total of 1,512,855 pounds.

<u>Program Type</u>	<u>Pounds Collected</u>	<u>Household Participants</u>	<u>CESQG Participants</u>
Marin HHW Facility	1,507,012	26,935	316
Bolinas Toxic Away Day	4,665	40*	N/A
Pt. Reyes Toxic Away Day	4,592	40*	N/A
Reuse Area	55,207	N/A	

*=approximate total; does not account for walk-ins



Budget

The HHW Facility's FY 2019/20 budget allocation was \$1,705,528, a 4.5% increase from the FY 2018/19 budget of \$1,632,084. Financially, the Marin HHW Program ended the year \$89,173 under budget.

Over the course of the fiscal year, the Marin HHW Program recovered \$79,183 in outside funding; most of this came from CESQGs, with additional money received from battery recycling.

Separately, the San Rafael Fire Department organized two Toxic Away Day events, with total expenses of \$16,420.

HHW Facility 2019/2020 Actual Results

<u>Expense Item</u>	<u>Actual</u>
Classified Personnel	\$ 496,635.04
Overtime Pay	\$ 1,661.16
Vacation pay	\$ 42,804.88
Group Life/Health Insurance	\$ 104,656.19
Worker's Compensation	\$ 58,196.13
Retirement	\$ 22,233.90
Payroll Taxes	\$ 40,289.00
PERSONNEL SUBTOTAL	\$ 766,476.30
Legal and Professional	\$ 0
Travel & Conference	\$ 5,475.52
Training Instruction & Medical Examinations	\$ 4,538.49
Professional Dues and Subscriptions	\$ 0
Equipment Rental/Repair	\$ 2,301.78
Waste Disposal Costs	\$ 391,941.71
Advertising & Community Promotions	\$ 153.46
Insurance & Surety Bonds	\$ 16,207.32
Admin. Allocation	\$ 70,243.39
Office Supplies	\$ 24,400.02
Clothing & PPE Supplies	\$ 43,943.48
Miscellaneous Supplies & Materials	\$ 110,913.33
Maintenance Buildings & Improvements	\$ 11,639.90
NON-PERSONNEL SUBTOTAL	\$ 680,155.04
Operating Ratio	\$ 151,856.33
Rental/Land	\$ 97,050.24
EXPENSES SUBTOTAL	\$ 1,695,537.91
OUTSIDE FUNDING SOURCES:	
E-Waste Monies	\$ (0)
Batteries Monies	\$ (2,267.00)
Paint Sale Monies	\$ (0)
CESQG Monies	\$ (76,915.72)
OUTSIDE FUNDING SUBTOTAL	\$ (79,182.72)
GRAND TOTAL	\$ 1,616,355.19
Approved Budget for FY 2019/20	\$ 1,705,528.00
Under budget	\$ 89,172.81

Temporary HHW Collection Events 2019/20 Expenses

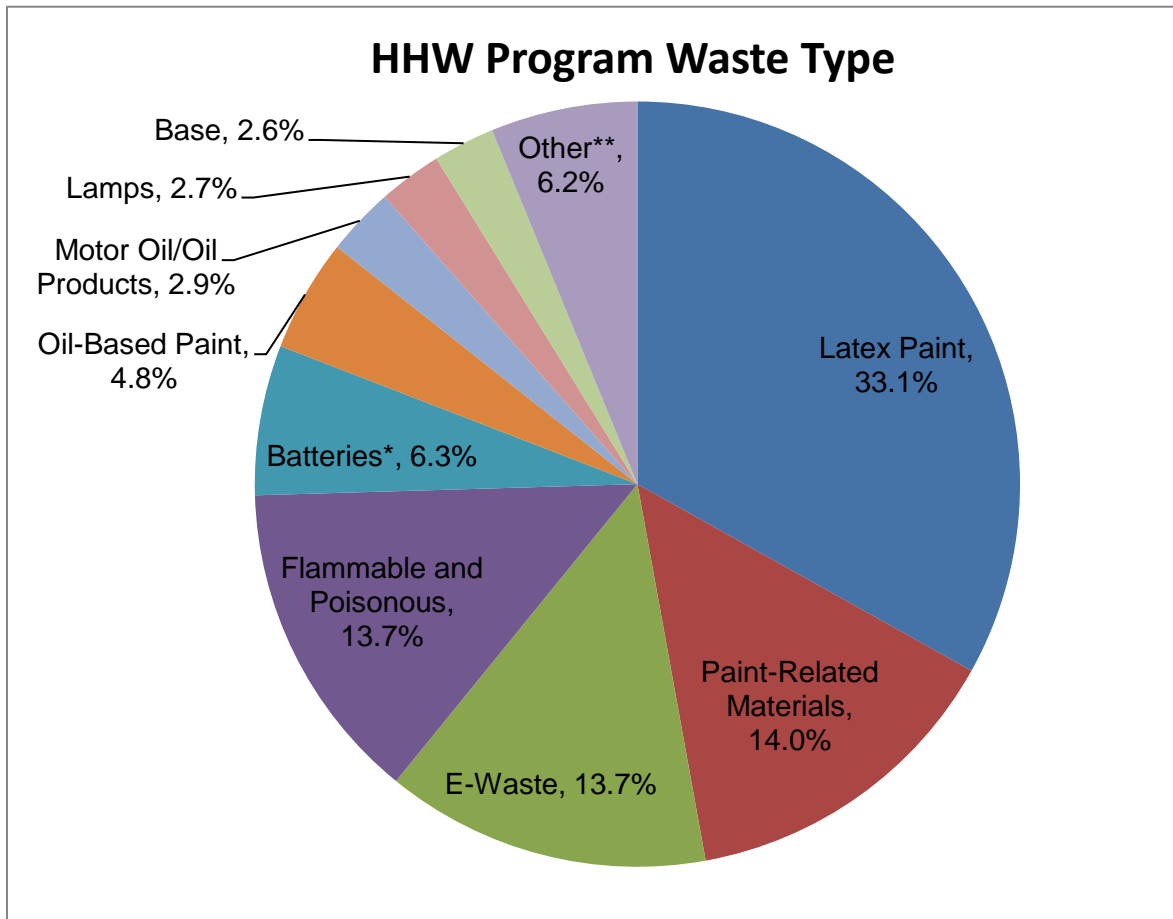
<u>Expense Item</u>	<u>Actual</u>
<u>Labor Costs</u>	
Bolinas	\$2,925
Pt. Reyes Station	\$630
Labor Costs Subtotal	\$3,555
<u>Disposal Costs</u>	
Bolinas	\$4,528
Pt. Reyes Station	\$4,277
Disposal Costs Subtotal	\$8,805
<u>Supply Purchase Costs</u>	
Bolinas	\$1,424
Pt. Reyes Station	\$1,358
Supply Purchase Costs Subtotal	\$2,782
<u>Outreach Costs</u>	
Bolinas	\$883
Pt. Reyes Station	\$395
Outreach Costs Subtotal	\$1,278
GRAND TOTAL:	\$16,420



Waste Analysis

The following waste totals include the West Marin Toxic Away Days.

The facility continues to save money by partnering with PaintCare, which pays the San Rafael Fire Department to take certain latex and oil-based paint products from the facility for recycling. The oil-based paint category only includes items on PaintCare's accepted materials list; it does not include paint that has been bulked with other flammable liquids. About 38% of the Marin HHW Facility's annual waste (by weight) went to PaintCare, with paint-related materials such as thinners and resins that are not a part of PaintCare accounting for an additional 14% of HHW program waste.



* = "Batteries" category includes household, rechargeable, and car batteries. These are individually listed in the table on page 8.

** = Quantities of other waste types are included in the table on page 8.

AVOID ENTERING THIS AREA IF YOU HAVE A COUGH OR A FEVER	EVITE INGRESAR A ESTA ÁREA SI TIENE TOS O FIEBRE
MAINTAIN A MINIMUM SIX-FOOT DISTANCE FROM ONE ANOTHER	MANTENGA UN MÍNIMO DE SEIS PIES DE DISTANCIA ENTRE USTED Y OTRAS PERSONAS

HHW Program Waste Totals by Type in Pounds

Waste Type	Pounds	% of Total
Latex Paint	502,016	33.1
Paint-Related Materials	212,814	14.0
E-Waste	208,062	13.7
Flammable and Poisonous	207,239	13.7
Oil-Based Paint	72,295	4.8
Household Batteries	58,947	3.9
Motor Oil/Oil Products	43,709	2.9
Lamps	40,512	2.7
Base	39,444	2.6
Car Batteries	31,151	2.1
Aerosol Cans	20,666	1.4
Asbestos	14,080	0.9
Acid	13,537	0.9
Antifreeze	11,593	0.8
Rechargeable Batteries	6,007	0.4
Oxidizer	4,690	0.3
Used Oil Filters	1,931	0.1
Sharps	840	0.1
PCB-containing	801	0.1
Thermostats	0	0.0
Mercury-Containing Items (except Thermostats)	70	0.0
unclassified	25,865	1.7
FY 19/20 Total:	1,516,269	
FY 19/20 Monthly Average:	126,356	



Destination Method

Destination methods are based on the CalRecycle 303a reporting categories. Compared to the previous fiscal year, the percentage of waste (by weight) being recycled was up slightly, from 58% to 61%; this was primarily due to an increase in collections of latex paint. Common waste items that are recycled are latex paint, e-waste, batteries, and motor oil.

Otherwise, the destination percentages are similar to those from prior years, with the most significant decreases for neutralization/treatment and destructive incineration. Only 1% of waste was landfilled.

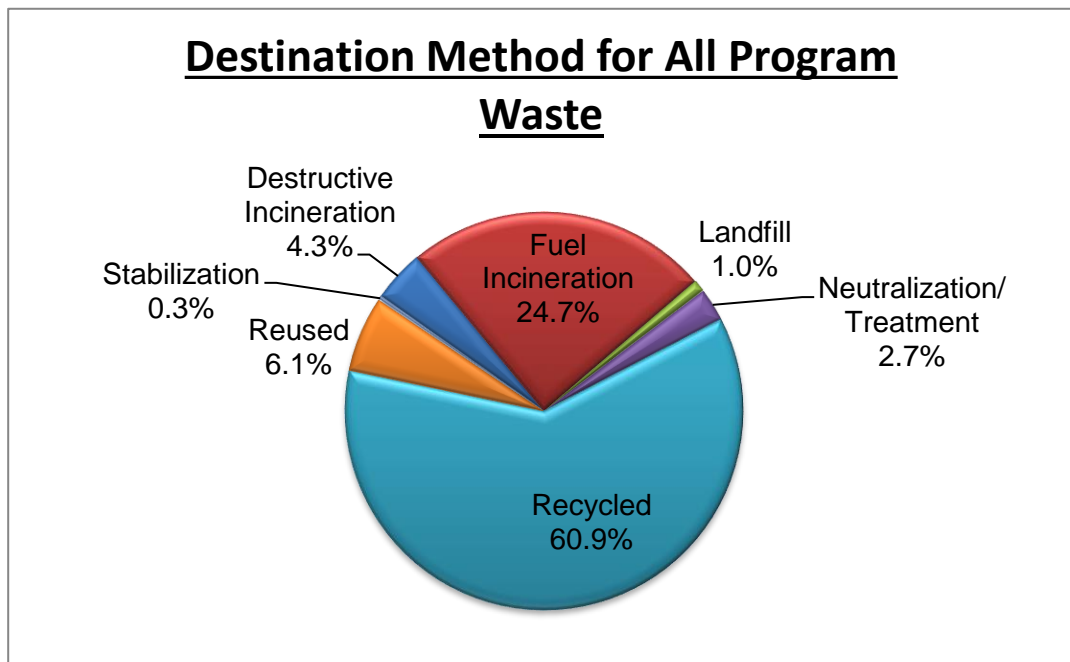
Reuse as a share of waste stayed about the same. Most of the reused items were e-waste, household cleaners, pesticides, and paint products.

There are two types of incineration: destructive and fuel. The goal of destructive incineration is to simply destroy the material. During fuel incineration, energy is recovered through the burning process and sometimes material will also be recovered. The most common types of HHW used for fuel incineration are oil-based paint and flammable liquids, while poisons make up the majority of the waste sent for destructive incineration.

Among household hazardous wastes, only acids and bases go through neutralization and treatment. During this process, the pH of the waste is chemically adjusted to remove the hazard.

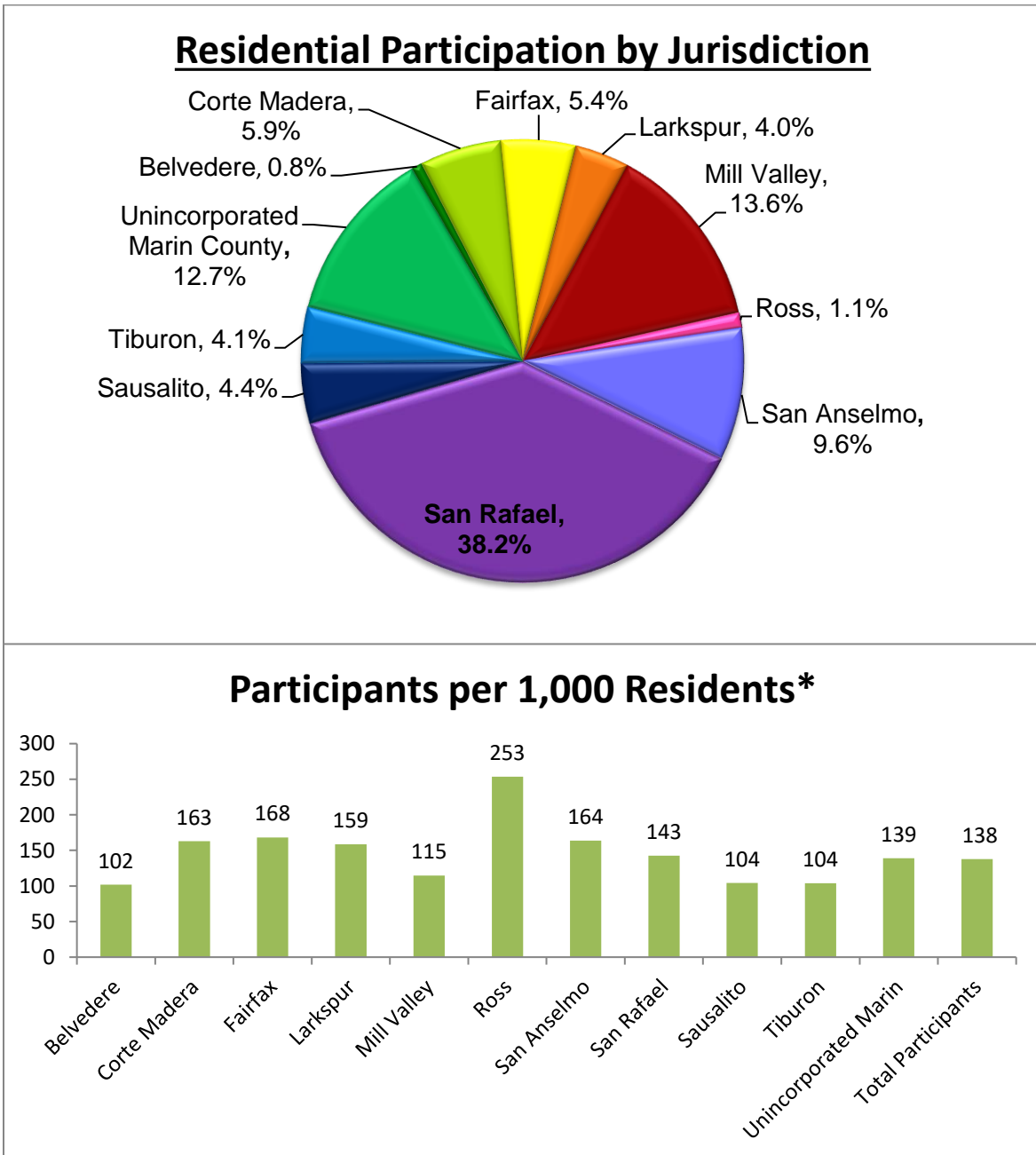
4,400 pounds of oxidizers were sent for stabilization, during which waste is brought to a solid or semi-solid state and is rendered non-hazardous.

Nearly all the landfilled waste consisted of asbestos.



Residential Participation

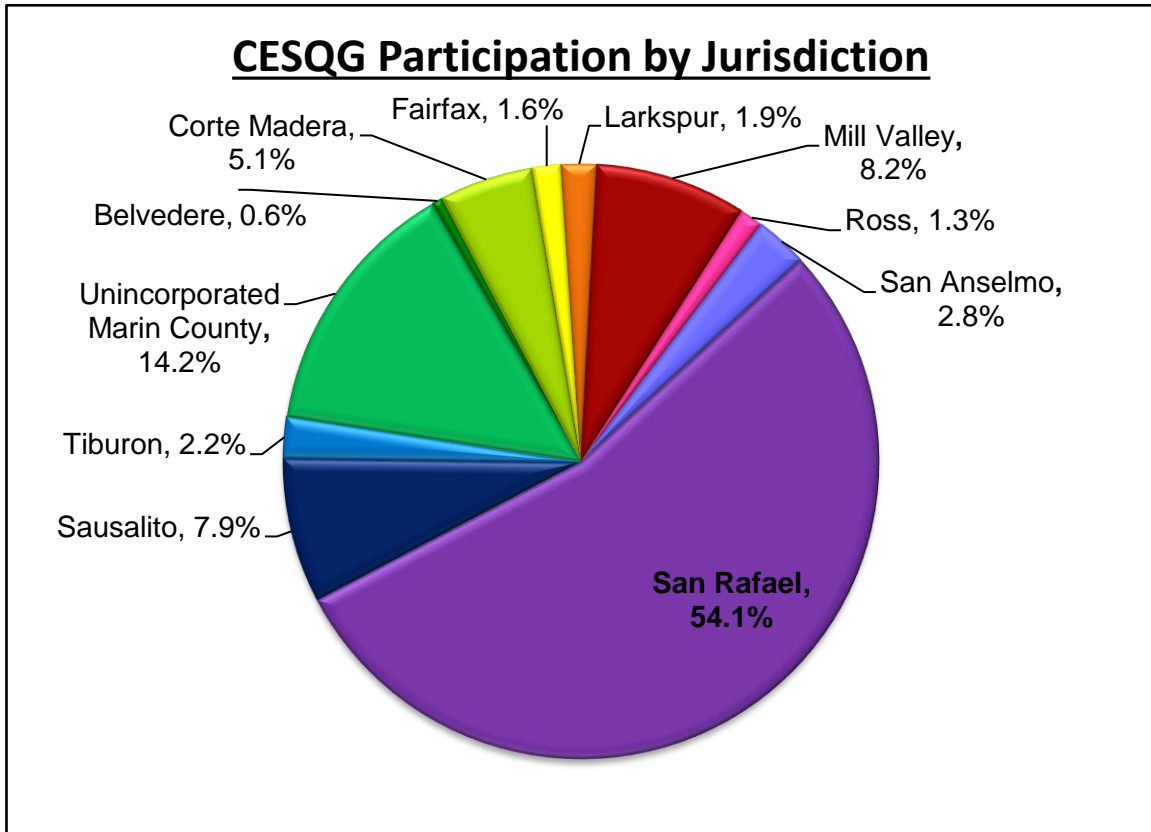
Participants are sorted by jurisdiction by reviewing the mailing address on their identifying documentation. Residents from unincorporated communities adjacent to a city thus are likely to be counted as city residents; for example, residents of Tamalpais Valley are counted as residents of Mill Valley. To account for this, city populations are based on U.S. Census ZIP Code Tabulation Area (ZCTA) data. The data show that residents from all over the service area use the facility. Residential participation, as measured by number of customers, was about the same in FY 2019/20 as in FY 2018/19.



* = City population based on ZIP Code Tabulation Area (ZCTA) data from U.S. Census Bureau

CESQG Participation

Although businesses from all over the county bring their hazardous waste to the facility, more than half were from a single jurisdiction: San Rafael. Business participation dropped from 429 in FY 2018/19 to 316 in FY 2019/20, largely because of the COVID-19 pandemic.



Looking Forward FY 2020/21

The HHW Program continues to seek out innovative approaches for enhancing recycling and reuse opportunities.

Unfortunately, waste disposal costs continue to rise while traditional sources of revenue no longer are available. The HHW Facility's main waste hauler, Clean Earth (formerly Stericycle), recently increased waste disposal fees and supply prices. Our electronic waste partner, Renew Computers, also increased pick-up fees heading into FY 2020/21. While in the past, the Facility could count on offsetting cost increases with revenue from recycling e-waste and a variety of other products, now only car batteries provide a reliable source of revenue.

The ongoing COVID-19 pandemic also continues to pose challenges to the HHW Program. Community outreach has been limited, with event cancellations – such as the annual Dia de los Muertos celebration in San Rafael – that made for missed opportunities to connect with populations that can be hard to reach online.

Additionally, regulatory confusion over how to handle certain waste streams – including treated wood waste, e-cigarettes, cannabis products, and solar panels – has put the Facility in the undesirable position of having to turn away service to customers without providing them with a reasonable alternative.

Despite these and other challenges, our excellent and hard-working staff will continue our mission to provide a safe and convenient way for members of the public and small businesses to dispose of their hazardous waste. We are happy to serve the Marin County community and grateful for their support.

